

Public Service Company of Colorado

SB 100 Meeting

May 30, 2007

Joe Taylor

Summary

- 15 sets of comments received
- Summary of confidential comments posted
- Non-confidential comments posted
- www.rmao/wtpp/sb100.html
- Many argue PSCo should not use LGIP to form basis for zone designation

Zone Totals

- Sum of LGIP requests, RFP bids and comments from SB100 participants
- Zone 1: 21,720 MW
- Zone 2: 8,117 MW
- Zone 3: 7,927 MW
- Zone 4: 1,337 MW



**Wind Projects
(LGIP, All Source,
SB100 Comments)**

Wind Power Classification

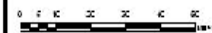
Class	WPA	WPA Class	WPA Class	WPA Class	WPA Class
1	100	100	100	100	100
2	200	200	200	200	200
3	300	300	300	300	300
4	400	400	400	400	400
5	500	500	500	500	500
6	600	600	600	600	600
7	700	700	700	700	700
8	800	800	800	800	800
9	900	900	900	900	900
10	1000	1000	1000	1000	1000

Wind Power of 3.0 Meters

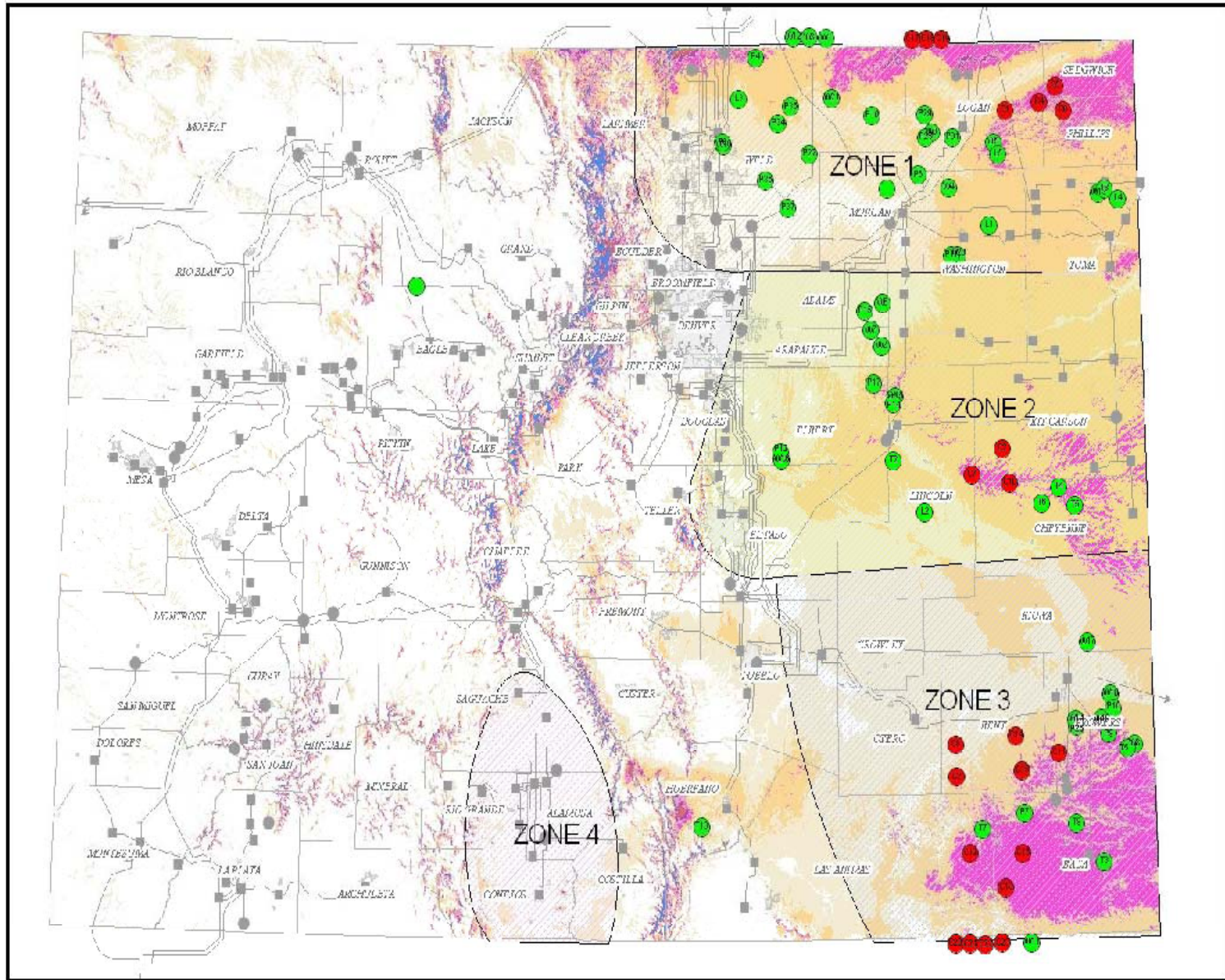
Legend

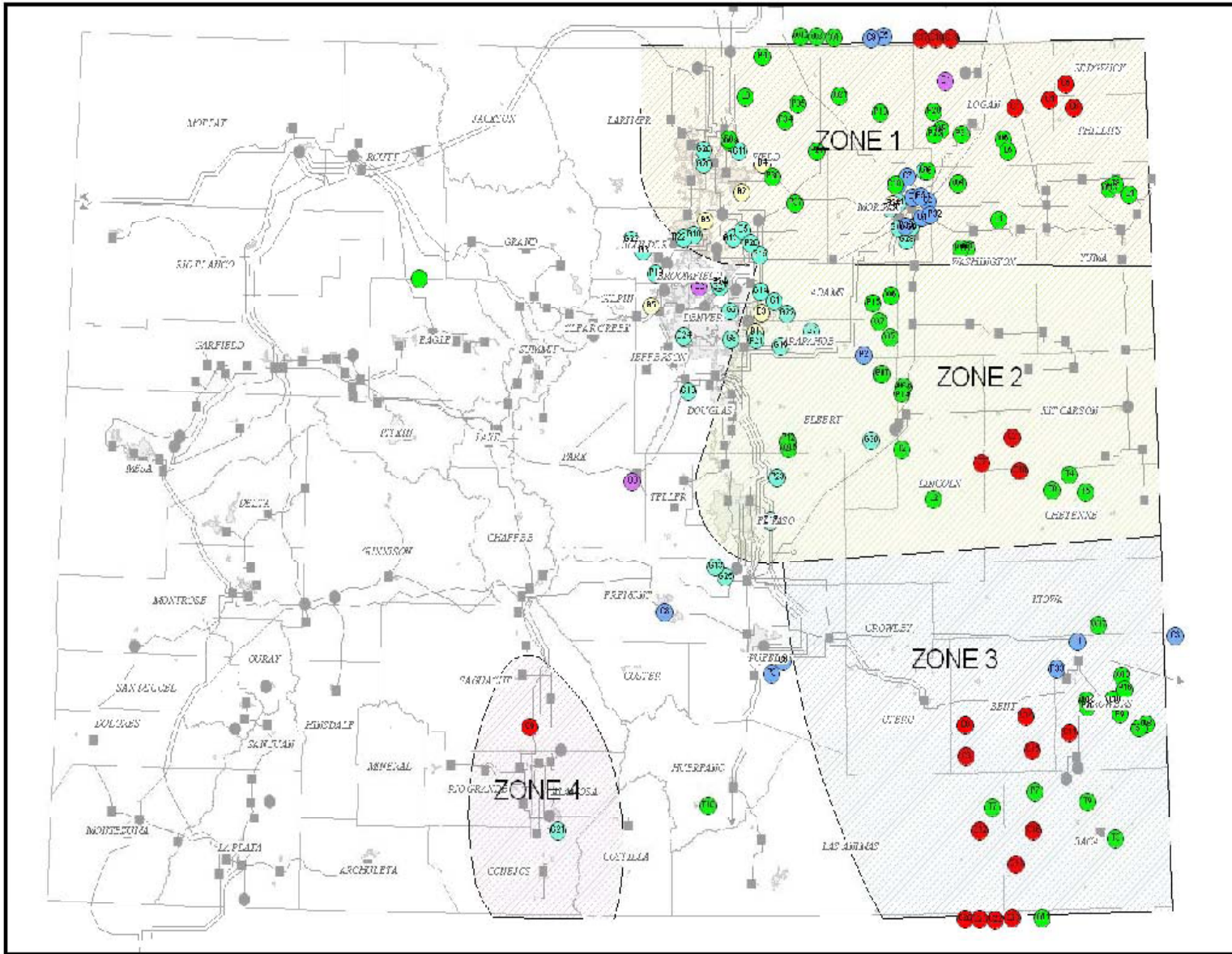
- WIND
- SB100
- P = PSCo
- T = Tri-State
- L = Loveland WAPA

May 30, 2007



© 2007 Xcel Energy. All rights reserved. Xcel Energy is a registered trademark of Xcel Energy. Xcel Energy is not responsible for any errors or omissions in this document.






All Locations
(LGIP, All Source,
SB100 Comments)

Legend

- WIND
- OTHER
- GAS
- COAL
- BIOMASS
- SB100

P = PSCo
T = Tri-State
L = Loveland WAPA

May 30, 2007



© 2007 Xcel Energy. All rights reserved.
Xcel Energy is a registered trademark of Xcel Energy.
20070530 - Colorado Energy Map